



SAMPLE MATERIAL

Passport for Positive Behavior

Hidden Hills Elementary School, Arizona

Topic: Reducing Behavior Problems

Practice: Modify Environment

Teachers at Hidden Hills Elementary School model behavior expectations with their students at the beginning of the school year. The behavior expectations for locations on the school grounds outside of classrooms are taken from the Behavior Matrix (see related sample material, *Behavior Matrix*), while behavior expectations inside classrooms are designed and written by each teacher in collaboration with all students in the class.

Each student receives a passport at the beginning of the school year. After initial lessons about the behavior expectations, teachers go with their students on a walk around the campus to model and demonstrate the rules of positive behavior. Students are engaged in following the teacher's modeled behaviors. For example, teachers take students as a group to the restrooms to practice entering and exiting cautiously, talking in quiet voices, and keeping the environment clean and tidy. Each page of the passport represents a different location on school grounds. When students successfully demonstrate the expected behavior during dedicated practice time, the teacher stamps the corresponding page in the passport.

Teachers can use the passport and accompanying activities as a guide for the development of clear expectations and strategies to help students learn them.

Name

Passport for Positive Behavior



Be Safe,
Be Responsible,
Be Respectful

Hidden Hills Elementary

Arrive at School on time – 8:25 AM

Be Safe


- Arrive after 7:45 AM
- Report to the playground as soon as you come on campus.
- Walk on the sidewalks and cross in the cross walks.

Be Responsible

- Eat breakfast before 8:10 AM
- Come to school prepared
- Use the restroom before you line up

Be Respectful

- Be prompt and arrive at school in time for line-up at 8:25 AM



This seal of approval shows that I know how to
Be Safe, Be Responsible and Be Respectful when I
Arrive at School on time – 8:25 AM

On the Bus

Be Safe


- Stay in your seat.
- Keep aisle clear.
- Keep all body parts inside the bus
- Keep hands and feet to yourself.

Be Responsible

- Pay attention to what is going on around you.
- Listen to the bus driver.
- Keep the bus clean.

Be Respectful

- Use “quiet” voices on the bus.
- Use appropriate language.
- Share your seat with others.



This seal of approval shows that I know how to
Be Safe, Be Responsible and Be Respectful when I am on the bus.

At dismissal

Be Safe

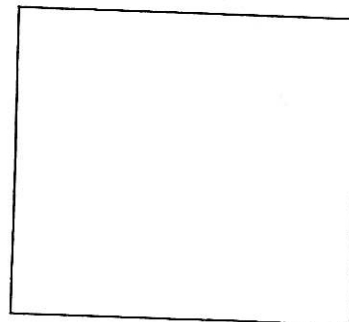
- Remind parents to use the Flow Zone for drop-off and pick-ups.
- Walk on the sidewalks and cross in the cross walks.
- Keep hands and belonging to yourself.

Be Responsible

- Make after-school arrangements before school begins.
- Remember to take your homework and books with you.

Be Respectful

- Watch out for the younger children.
- Listen to adult direction.
- Be considerate of others.



This seal of approval shows that I know how to
Be Safe, Be Responsible and Be Respectful when it is dismissal.

At Line-up

Be Safe


- Keep hands, feet and belongings to yourself.
- Line up in an orderly fashion.
- Stay in your class line.

Be Responsible

- Listen and follow directions.
- Respect others space and property.
- Be polite and wait quietly.

Be Respectful

- Line up at first bell.
- Take all of your belongings with you.



This seal of approval shows that I know how to
Be Safe, Be Responsible and Be Respectful when I am at line-up.

In the Hallways

Be Safe


- Walk in line, facing forward, on the right side of the hall.
- Keep your hands and feet to yourself.

Be Responsible

- Walk quietly and go directly to your destination.

Be Respectful

- Enjoy the artwork and displays with your eyes only.
- Be considerate of others.



This seal of approval shows that I know how to
Be Safe, Be Responsible and Be Respectful when I am in the hallways.

In Assemblies

Be Safe


- Walk quietly in and out of the assembly.
- Watch your step.
- Stay seated during the performance.

Be Responsible

- Respond appropriately (example: applause, cheering, etc.)
- Self-Monitor your own behavior.

Be Respectful

- Listen quietly and politely.
- Use appropriate voice volume.



This seal of approval shows that I know how to
Be Safe, Be Responsible and Be Respectful when I am in assemblies.

On the sidewalks

Be Safe


- Walk on the right hand side of the sidewalk.
- Use the “Stay-back” lines properly.
- Walk your skateboards and bikes while on campus.

Be Responsible

- Respect others personal space and property.
- Use quiet voices while walking on campus.

Be Respectful

- Be aware of your surroundings.
- Be a role model for others by following the rules.



This seal of approval shows that I know how to
Be Safe, Be Responsible and Be Respectful when I am on the sidewalks.

In the Cafeteria

Be Safe


- Wash your hands before you eat.
- Always walk in the cafeteria.
- Be aware of your surroundings.
- Sit on your pockets.

Be Responsible

- Always use good manners.
- Respect others personal space.
- Follow instructions.

Be Respectful

- Be prepared with lunch or money.
- Ask for permission.
- Clean up after yourself before leaving.



This seal of approval shows that I know how to
Be Safe, Be Responsible and Be Respectful when I am in the cafeteria.

On the Playground

Be Safe


- Walk on the sidewalks and cross in the cross walks.
- Run only on the grass.
- Use the equipment correctly.

Be Responsible

- Use the restroom before lining up on time.
- If there is a problem, ask the person to stop, and if they do not stop, tell an adult.

Be Respectful

- Be a good sport.
- Take turns and share the equipment with others.
- Follow the playground and PE rules.



This seal of approval shows that I know how to

Be Safe, Be Responsible and Be Respectful when I am on the playground.

In the Restrooms

Be Safe


- Wash your hands after using the restroom.
- Enter and exit cautiously.
- Use everything in the bathroom for its intended purpose.

Be Responsible

- Clean up any mess or report problems to an adult.
- Use bathroom time efficiently.

Be Respectful

- Give privacy to yourself and others.
- Wait your turn kindly.
- Use “quiet” voices in the bathroom.



This seal of approval shows that I know how to
Be Safe, Be Responsible and Be Respectful when I am in the restroom.

In the Classroom

Be Safe


- _____
- _____
- _____
- _____

Be Responsible

- _____
- _____
- _____
- _____

Be Respectful

- _____
- _____
- _____
- _____



This seal of approval shows that I know how to
Be Safe, Be Responsible and Be Respectful when I am in the classroom.